

000488 200488

B



国泰君安证券股份有限公司
GUOTAI JUNAN SECURITIES CO., LTD.

B

A

0536-

2158008

2020 12 31
B 706,385,266

B

H

B

B

B

B

B

H

B

B

B

B

B

1

H

B

H

B

B

H

1

2

3 A

H

B

4

5

6 B

B

7

8

B H

1

B H

1

2

B

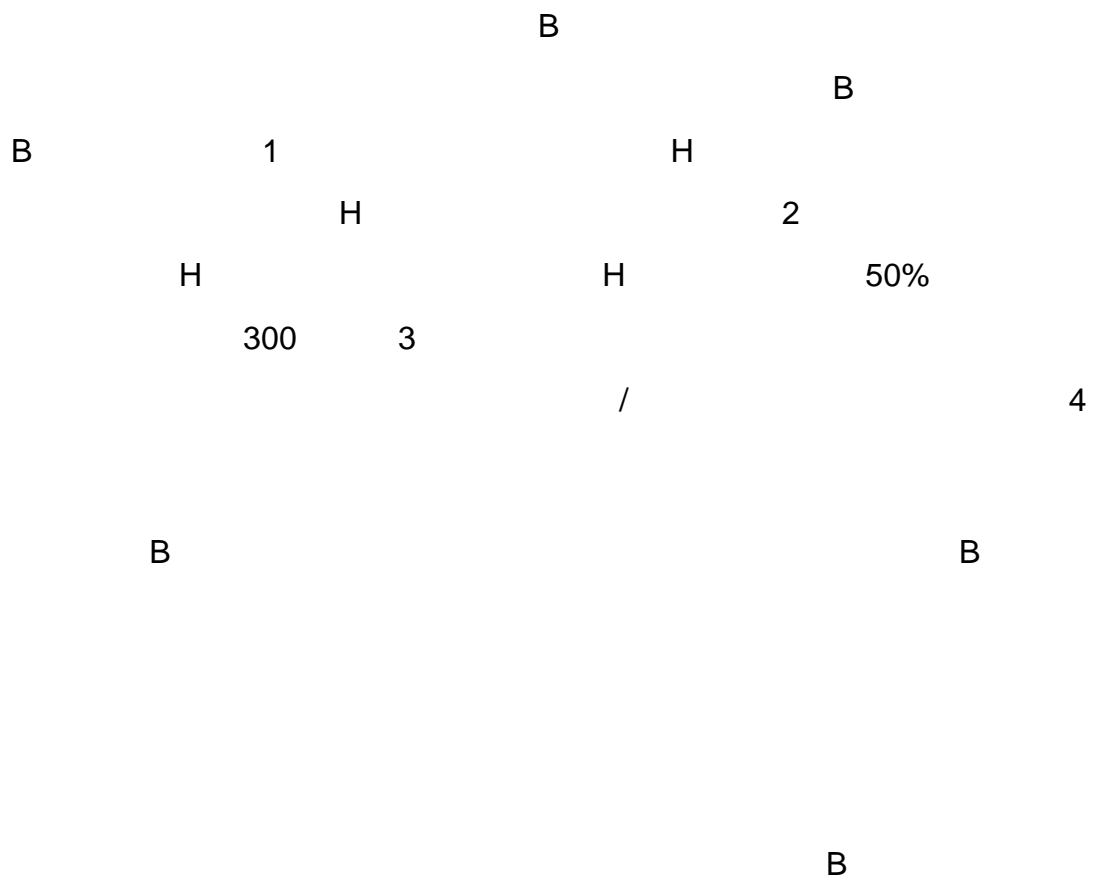
3

5

2 B

3 B

4



B

H

B

H

B

A

H

H

B

H

H

BB

H

1

H	5.5	9 30-12 00	13 00-16
00	4	9 30-11 30	13 00-15
00			

2

B H

B

.....	2
.....	3
.....	3
.....	5
.....	5
.....	6
.....	7
.....	7
.....	7
.....	7
.....	7
.....	7
.....	7
.....	8
.....	8
.....	9
.....	14
.....	16
.....	16
.....	16
.....	16
.....	16
.....	17
.....	28
.....	29
.....	30
.....	30
.....	31
.....	31
.....	31
.....	31
.....	32

	33
	33
	35
B	35
	35
	36
	36
	36
B	37
	39
	39
	40
	40
	40
	40
	41
H	41
	41
	42
	43
189	43
	43
	43
	44
	44
	44
	45
	45
	45

	45
	46
	46
	46
	46
	47
	47
	48
	48
	48
	49
	49
H	49
	49
	50
	50
	50
	52
	53
	53
	53
	53
	53
	53
	53
	54
B	54
	54
	55
	56
	57
	57

..... 57

..... 57

..... 58

/ /		
/ /B H		706,385,266

A

B		B				
/		2017	2018	2019	2020	1-9

/



	Shandong Chenming Paper Holdings Limited
A	000488
B	B 200488
H	01812
	2,984,208,200
	1993 5 5
	595
	262705
	0536- 2158008
	0536-2158977
	913700006135889860
	www.chenmingpaper.com
	chenmmingpaper@163.com
	- 0322

1993

3

8

1996 12 1996 270
 1996 59
 1997 5 1997 26 ,
 4.75 4.43 115,000,000
 2000 11 7,000
 A 20.80

1 1997 B
 1997 2 28 1996 12 24 1997
 63 1997 26 1997 4
 30 B 115,000,000 B
 273,855,665 1997 5 20
 1997 15
 1997 9 1997
 9 12

	1997-12-31	B	1998-12-31	
	101,693,886	-	101,693,886	37.13%
	2,945,565	-	2,945,565	1.08%
	19,078,279	-	19,078,279	6.97%
	35,137,935	-	35,137,935	12.83%
	158,855,665	-	158,855,665	58.01%
	-	115,000,000	115,000,000	41.99%
	-	115,000,000	115,000,000	41.99%
	158,855,665	115,000,000	273,855,665	100.00%

2 1997

1997 11 22 1997 1998 1
 1998 402
 1997 6 30 273,855,665 10 4
 109,542,266
 383,397,931

	1997-12-31	B	1998-12-31	
	101,693,886	40,677,554	142,371,440	37.13%
	2,945,565	1,178,226	4,123,791	1.08%
	19,078,279	7,631,312	26,709,591	6.97%
	35,137,935	14,055,174	49,193,109	12.83%
	158,855,665	63,542,266	222,397,931	58.01%
	115,000,000	46,000,000	161,000,000	41.99%
	115,000,000	46,000,000	161,000,000	41.99%
	273,855,665	109,542,266	383,397,931	100.00%

3 2000

A

2000 8 7 2000
 7,000 (A)
 2000 151 2000 11 20
 7,000 A 2000 11 10
 2000 039
 453,397,931

	1999-12-31	B	2000-12-31	
	142,371,440	-	142,371,440	31.40%
	4,123,791	-	4,123,791	0.91%
	26,709,591	-	26,709,591	5.89%
	49,193,109	-	49,193,109	10.85%
	222,397,931	-	222,397,931	49.05%
	-	70,000,000	70,000,000	15.44%
	161,000,000	-	161,000,000	35.51%
	161,000,000			

	77,000,000	15,400,000	46,200,000	97,402,356	236,002,356	26.29%
	206,480,550	41,296,110	123,888,330	-	371,664,990	41.40%
	283,480,550	56,696,110	170,088,330	97,402,356	607,667,346	67.69%
	498,737,724	99,747,545	299,242,634	-	897,727,903	100.00%

1993 3 1.2 18,591,500
2003 11 20 97,402,356 2003
11 21 97,402,356 A
236,002,356 402,789

5 2004

2003 7 29 2003
2004 147
2004 9 15 2,000
20 100 2004 9 15
2009 9 15 1.50%
1.80% 2.10% 2.50% 2.79%

6

2005 3 15
2004 9 30
125488

6 2005

2005 4 29 2004 2004
2004 12 31 897,727,903

1,353,539,920 2005

6 12

II

2005 005

	2004-12-31	1			2	2005-12-31	
	281,895,451	-	56,379,090	84,568,635	-	422,843,176	31.24%
	8,165,106	-	1,633,021	2,449,532	-3	12,247,656	0.90%
	290,060,557	-	58,012,111	87,018,167	-3	435,090,832	32.14%
	236,002,356	6,947,561	47,200,673	70,801,010	3	360,951,603	26.67%
	371,664,990	-	74,332,998	111,499,497	-	557,497,485	41.19%
	607,667,346	6,947,561	121,533,671	182,300,507	3	918,449,088	67.86%
	897,727,903	6,947,561	179,545,782	269,318,674	-	1,353,539,920	100.00%

2006 12,130,235
 2006 3 31 1,365,665,530 2006
 12 31 1,365,670,155 2006 6 6
 II 2006 009

	2005-12-31					2006-12-31	
	422,843,176	-	-94,269,519	-328,573,657	-	-	-
	12,247,656	-	-2,730,517	-9,517,139	-	-	-
	435,090,832	-	-97,000,036	-338,090,796	-	-	-
	-	-	-	328,573,657	-	328,573,657	24.06%
	-	-	-	9,517,139	-	9,517,139	0.70%
	-	-	691,083	-	16,027,262	16,718,345	1.22%
	-	-	691,083	338,090,796	16,027,262	354,809,141	25.98%
	360,951,603	12,130,235	96,308,953	-	-16,027,262	453,363,529	33.20%
	557,497,485	-	-	-	-	557,497,485	40.82%
	918,449,088	12,130,235	96,308,953	-	-16,027,262	1,010,861,014	74.02%
	1,353,539,920	12,130,235	-	-	-	1,365,670,155	100.00%

A

8 2007

2007 4 13

2007 5 14 105%

2007 5 11 5,520

2007 5 21

2007 5 14 359,754,087
2007 340,675,786
2007 5 16
II 2007 018

	2006-12-31				2007-12-31	
	328,573,657	-	-	-	328,573,657	19.26%
1	9,517,139	-	-	-9,517,139	-	-
2	16,718,345	-	16,400	-5,807,949	10,926,796	0.64%
	354,809,141	-	16,400	-15,325,088	339,500,453	19.90%
	453,363,529	340,675,786	-16,400	15,325,088	809,348,003	47.43%
	557,497,485	-	-	-	557,497,485	32.67%
	1,010,861,014	340,675,786	-16,400	15,325,088	1,366,845,488	80.10%
	1,365,670,155	340,675,786	-	-	1,706,345,941	100.00%

1 2006 3 29 2007 4

35,570,000 H 320,130,000 H

		H	35,570,000	H	391,270,000	H	2008
6	18				2008	9 10	
					2008	2189	2008
9							

12
 4
 1.5 B
 / 4 B
 2012 12 28
 2012 907
 1.5 B
 2013 2 4
 B 2013 4
 4 1.5 B
 2013 12 11 B 86,573,974
 2013 12 24
 2013 12 25
 2013 91110005 2013 12 30
 2013 933 206,204.5941
 197,547.1967 2013 12 31
 2014 1 2
 197,547.1967
 11 2014 H
 2013 8 21 2013 2013
 A B 2013 H
 3,912.7 H 4
 / 1.6

2013	10	10					
				2013	705		
			3,912.7		H		
2013	11	1					H
	2014	5	9				
				H	39,066,500		2014
5	14					39,066,500	H
2014	5	27					
				2014	158		
					197,547.1967		
193,640.5467							
2014	5	28					
					193,640.5467		
12	2016						
2015				2015			A B
				H			
				2015	9	22	2015
2130					4500		100
					2250		6
		24					
2016	3	17			22,500,000		
					223,875.00		2016 8
17			10,000,000				
					99,500.00	2016	9 22

12,500,000

124,375.00

--	--	--	--	--	--	--	--	--	--

8,241,219

A	1,113,278,456	556,639,228	1,669,917,684
B	470,923,511	235,461,755	706,385,266
H	352,203,500	176,101,750	528,305,250
	1,936,405,467	968,202,734	2,904,608,200

14 2020 A

2020 5 29

2020 A

2020 5 29

111

7,960

		%			%
	10,545,599	0.36	79,600,000	90,145,599	3.02
	2,894,062,601	99.64	0	2,894,062,601	96.98
	2,904,608,200	100	79,600,000	2,984,208,200	100

2020 12 31

A

457,322,919

15.32%

B H

364,131,563

12.20%

27.52%

100%

45.21%

2020 12 31 2,984,208,200 A
1,749,517,684 B 706,385,266 H
528,305,250

2020 12 31

1			457,322,919	A	15.32%
2	HKSCC NOMINEES LIMITED		373,359,125	H	12.51%
3			210,717,563	B	12.20%
			153,414,000	H	
4			60,206,850	A	2.02%

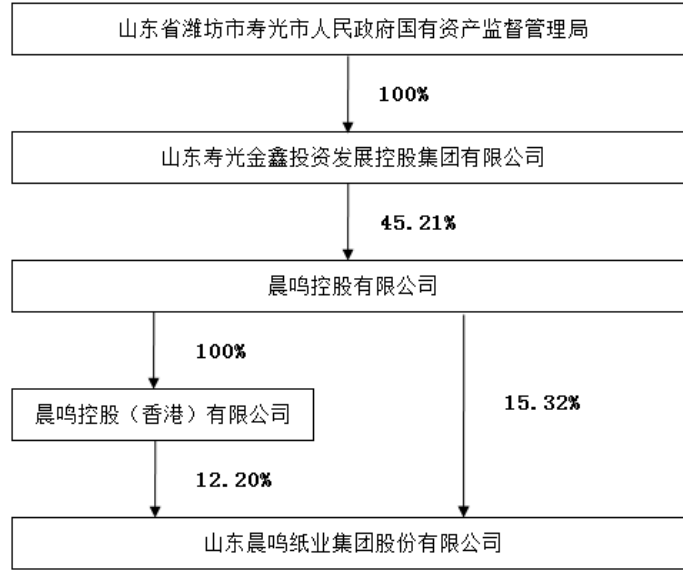
2020 12 31 A
 457,322,919 15.32%

B H
 364,131,563 12.20%

	123,878.77425
	91370783783485189Q
	2005 12 30
	595
	0536-2153396
	cmkg123456@163.com

100%
 45.21%

2020 12 31



A B H

CNAS

	2020 1-9 /2020 9 30	2019 /2019 12 31	2018 /2018 12 31	2017 /2017 12 31
	9,459,508.96	9,795,890.99	10,531,873.48	10,562,509.61
	2,335,205.67	2,516,974.39	2,504,873.15	2,777,852.91
	2,207,311.07	3,039,543.41	2,887,575.62	2,947,245.36
	107,655.43	165,656.66	250,982.89	376,932.55

	53,121.90	70,232.91	195,369.98	342,577.90

706,385,266

B

H

B

B

H

B

B

B

B

H

B

B

B

B

B

1

H

H

2

H

H

50%

300

3

B

2,984,208,200

A

1,749,517,684 58.63% B 706,385,266

23.67% H 528,305,250

17.70% A H B

2020 1 1 2020 12 31

		%	%
A	891,611.19	537.32	2.21
H	93,168.29	176.35	0.63
B	41,793.59	59.17	0.24

B A H

B H H

B H

1

B H

B

H

2

3

B

BB

B

B

4

/

B

B

B

B

2

B

B

B

H

2021

1

29

3.17

5%

3.33

B

3

4

B H			B H		
-			-		
A	1,749,517,684	58.63%	A	1,749,517,684	58.63%
	457,322,919	15.32%		457,322,919	15.32%
B	706,385,266	23.67%	B	-	-
	210,717,563	7.06%	-	-	-

H

595

0536- 2158008

0536-2158977

()

618

0755-23970028

0755-23970028

1

12

010-64096099

010-64096260/64096261

B

B

B

B

H

B

H

B

A

H

H

B

H

H

B

H H

H	5.5	9 30-12 00	13 00-16
00	4	9 30-11 30	13 00-15
00			

B H

B

B

B

B H

H

1

H	5.5	9 30-12 00	13 00-16
00	4	9 30-11 30	13 00-15
00			

2

	B	H
	0.3%	
	5	
/	0.00487%	0.005%
/	0.002%	0.0027%
	0.1%	1 1 0.1%
	0.05%	2 0.002% 100

H

	B	H
		1.5
		0.12%

1.5

B 100

2,000

85%-90%

H

2

B

[1993]045

H

[1993]045

[2011]348

H

10%

10%

20%

3

B

B

H

H

2008 897

B

2009 394

A

B

2008

10

1

[1998]61

B

B

H

[1998]61

H

2

[1998]61

B

B

H

H

[1993]045

[2010]28

25%

[1998]61

H

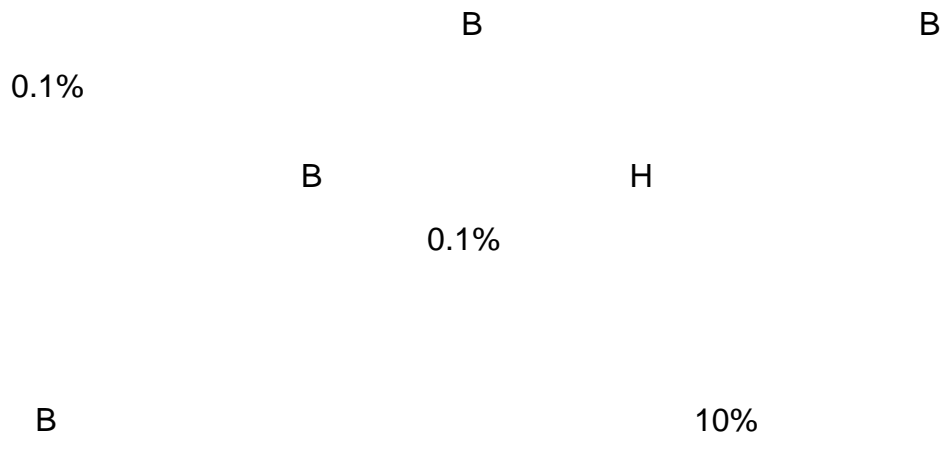
3

B

H

H

10%



H

0.01-0.25	0.001
0.25-0.50	0.005
0.5-10	0.01
10-20	0.02
20-100	0.05
100-200	0.1
200-500	0.2
500-1000	0.5
1000-2000	1.0
2000-5000	2.0
5000-9995	5.0

B

11:30 13:00 15:00

9:15 9:25 9:30

9:20 9:25 14:57 15:00

9:00 9:30

9:00 9:15

9:15 9:20

9:20 9:28

517 1 a

517 1 a

9:28-9:30

B H

B

H B

B H

<http://www.sse.org.cn>

<http://www.hkex.com.hk>

2020 12 31

B

1

B

2

3

4

B

1

2

B

H

